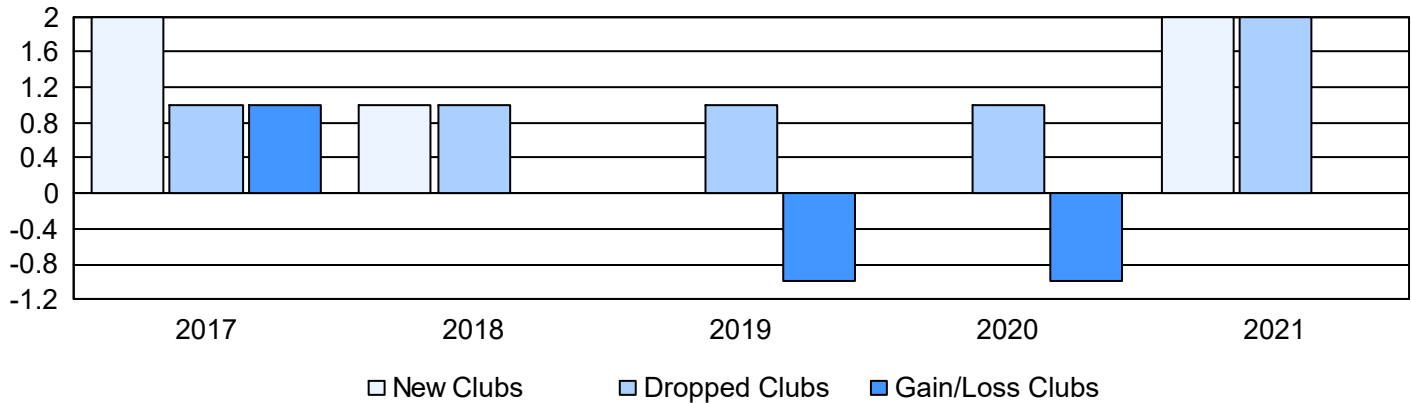
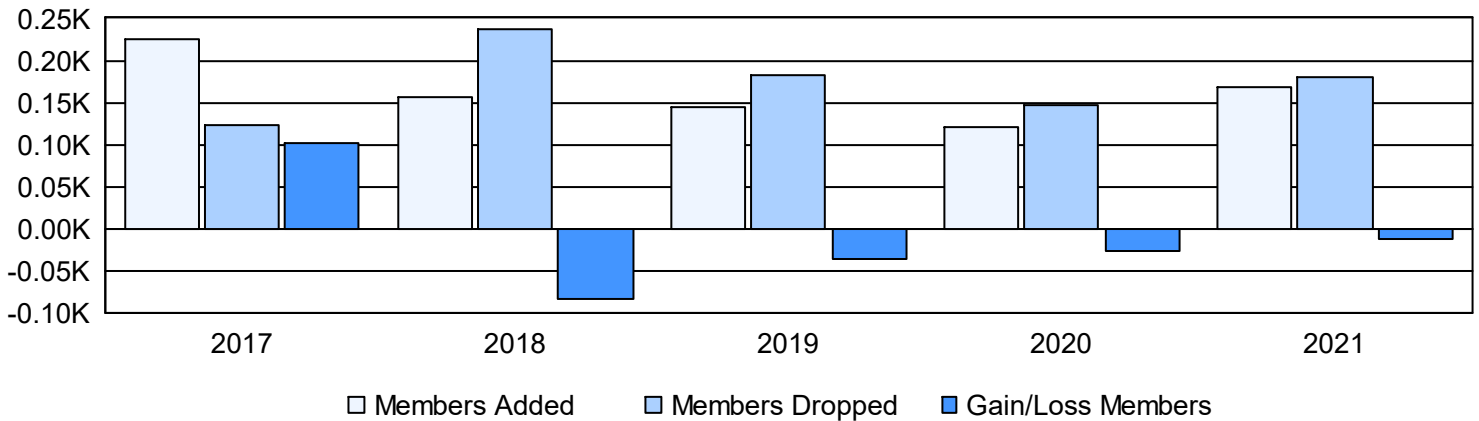


Year	New Clubs	Dropped Clubs	Gain/ Loss Clubs	New Members	Charter Members	Reinstate Members	Transfer Members	Total Member Added	Total Members Dropped	Gain/ Loss Members
2016-2017	2	1	1	169	44	3	8	224	123	101
2017-2018	1	1	0	96	21	29	9	155	238	-83
2018-2019	0	1	-1	118	4	6	17	145	182	-37
2019-2020	0	1	-1	108	2	5	6	121	147	-26
2020-2021	2	2	0	104	57	5	3	169	181	-12
Average	1	1	0	119	26	10	9	163	174	-11

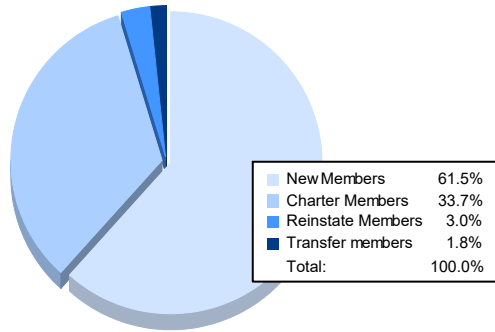
Clubs



Members



Membership Composition June 2021 Cumulative



Gender Composition June 2021 Cumulative

